



MEDIUM CAPACITY Telehandlers

TF33.9
TF35.7
TF38.10
TF42.7

 **MERLO**



Merlo facility with 350,000 sq. m of covered area:

- a** Electrical component production
- b** Hydraulic component production
- c** Frame production
- d** Cab production
- e** Axle production
- f** Engine configuration
- g** Machine assembly

Index

Merlo Group	3
Medium capacity range	4
MERLO Technologies	
• Safety	6
• Performance	10
• Comfort	12
• Efficiency	16
Range	18
Attachments	20
Services	20
Technical Characteristics	21



Merlo: The technological leader in operating machines

Merlo is an important family-run industrial group founded in Cuneo in 1964 that designs, produces and markets its own products under the "Merlo" and "Treemme" brands.

People and the territory are at the centre of the project; the Merlo Group is committed to respecting the environment and making the work of the operator (and everyone who is passionately dedicated to constantly improving the efficiency and performance of our products) more functional, safe and comfortable.

The product portfolio consists of a complete range of telescopic handlers, both fixed and rotating, DBM self-loading concrete mixers, Treemme municipal and forestry tool carriers and Cingo multi-purpose tracked transporters.

All products in the Merlo range are characterised by innovation, technology and reliability, which have always been distinctive features of the Group and have gained market confidence.



MEDIUM CAPACITY TELEHANDLER RANGE:

Versatility always by your side



The Medium Capacity telehandlers are the focal point of the range produced by Merlo. The technical architecture, applied to these models, translates to unique and very versatile, top-performing and user-friendly machines. Making the most of our telescopic, operating speed, nimbleness and agility performance, our machines are suitable for all sectors: from industrial to mining, from earthmoving to husbandry, through construction and agriculture. These models are incredibly versatile and will support you in your everyday work, from logistics to handling, through storage. Moreover, they offer the opportunity to tow heavy trailers, also on public roads.

Versatile and affordable

The Medium Capacity telehandler range consists of two families of models available in multiple versions. This allows customers to choose the right option.

The main features are:

- Compact and highly manoeuvrable models
- Lift capacity up to 4,200 Kg
- Lift height up to 10 m
- Merlo interface for use with over 40 attachments.

BOOM SIDE-SHIFT:

Load positioning correction device without the need to move the machine, nor alter balance and safety of the operator. Unique on the market.

TELESCOPIC BOOM:

Heights of 7, 9 and 10 metres with load-bearing capacities from 3,300 to 4,200 Kg.

Exclusive design that ensures lightness, precision and durability. ZM2 implement-holder carriage equipped with hydraulic Tac-lock locking system, controllable from the cab.

CAB:

FOPS (Level II) and ROPS certified. The cab is designed to maintain the maximum level of ergonomics while ensuring excellent protection for the operator. The 1010 mm width and the wide glass surface ensure unparalleled comfort and full visibility.

HYDRAULIC SYSTEM:

Sized hydraulic system to minimise manoeuvring times. Variable displacement (Load Sensing) hydraulic pump and Flow Sharing distributor, for maximum efficiency, excellent performance, and perfectly smooth operation.

USER INTERFACE:

In-cab display for viewing all the operating parameters. Ergonomic Joystick controls with integrated travel-direction selector switch.

Cursors and controls are designed to maximise ease of implementation.

POWERTRAIN:

Hydrostatic transmission with permanent four-wheel drive, 136 and 143 HP engines and maximum speed of 40 km/h. Exclusive position of the side and longitudinal engine.





SAFETY

The exclusive Merlo cab is compliant with the ISO 3449 FOPS (Level II) and ISO 3471 ROPS standards, thus ensuring category-leading safety levels.

Merlo's patented ASCS (Adaptive Stability Control System) is capable of recognising the attachment being used as well as measuring the magnitude of the load being handled, ensuring operators' safety. Through the digital display (optional), customers can check all the operating parameters within which the safety system will intervene by slowing down and stopping any problematic movements. Depending on the implement in use, the system is able to vary the response of the machine and the speed of movements.

Machine safety is enhanced by an automatic parking brake management system, which brakes the machine if the engine switches off in order to avoid unintentional movements.



MERLO BOOM



Boom consisting of a double "C" profile in high-strength steel with welds made along the neutral bending axis. Hydraulic hoses and electrical wires positioned inside the boom with a "cartridge" system, to protect against any possible impacts and easy extraction in case of maintenance. The L-shaped runner blocks are made of composite material to maximise efficiency and reduce impact and wear on the sliding surfaces. The Merlo boom solution can offer:

- High accuracy with millimetric precision of movement control
- No bending of the structure
- Protection of the components and hoses against impacts

FOPS PROTECTION



A metallic structure, positioned above the glass roof, makes it possible to achieve the most stringent level of certification in terms of protection: FOPS level II.

This certification guarantees:

- Perfect comfort in the cab
- Excellent visibility of the load
- Maximum operator safety
- The structure can be easily dismantled for more thorough cleaning of the roof.

FRAME

Compared to market standards, the frame is characterised by small dimensions, allowing to minimise the overall floor space occupied by the machine. Furthermore, it is equipped, on the outside, with an exclusive steel belt (made from a steel section bar).

Designed to maximise structural strength and ensure excellent torsional strength, the underside of the body is completely secured by steel sheets, in order to protect all components from possible impacts during off-road driving.



LEVELLING

TF42.7 and TF38.10 telehandlers, called "TT", are equipped with levelling corrector. This solution is made with two hydraulic cylinders positioned between the frame and the axle, and is able to absorb the transverse inclinations of the ground up to 8%. This ensures a vertical lifting of the load and minimises the risks of lateral instability of the machine.





ASCS

The ASCS (Adaptive Stability Control System) safety system ensures perfect risk prevention of the machine tipping over frontally when handling a load.

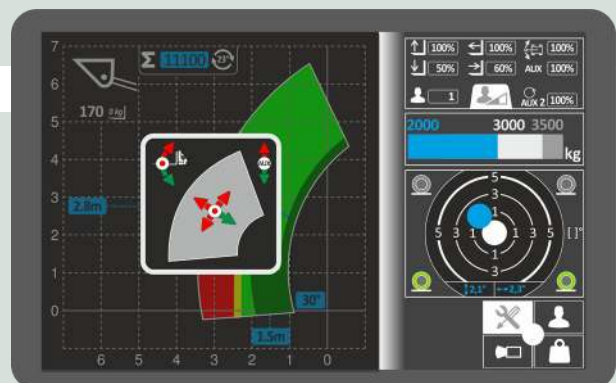
The system regulates the speed and maximum degree of movement according to three operating parameters:

- Handled load: kg of material lifted
- Load position: reach, boom extension and carriage rotation
- Implement in use: automatically recognised by the ASCS system.

When the operational stability limit is reached, the system first reduces the speed of the arm and then stops movement completely. All movements towards a position under safer conditions are permitted during this phase. This simplifies the use of the machine even for less experienced users.

DISPLAY

The ASCS can be optionally equipped with a 10.1" colour display that allows the operator to view all operating parameters in real time. The high-brightness display has an integrated sensor for automatic adjustment according to external light conditions. In this way, a simple reading of the stability conditions is always ensured, shown in a load diagram that updates, in real time, according to the load being handled and the implement in use. At any time the customer can see at what point the safety system will be triggered. Independent control of each hydraulic movement allows the identification of movements potentially unsafe in the event of an ASCS intervention. In these situations, a pop-up message shows the customer all the movements allowed which are not detrimental to the stability of the vehicle. Finally, the display continuously shows the inclinometer to maximise the safe use of the machine.

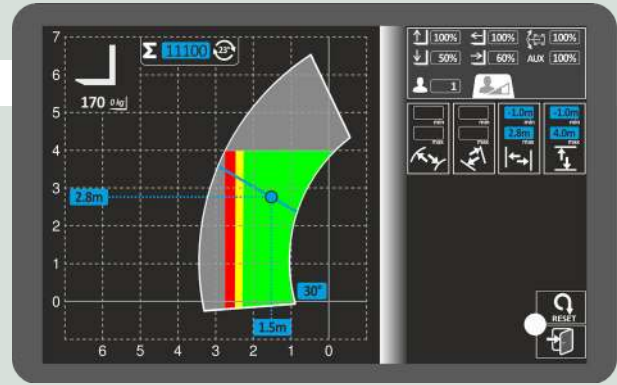


WORKING AREA SETTING

A special function, accessible via the display, allows the operator to set the geometric working limits.

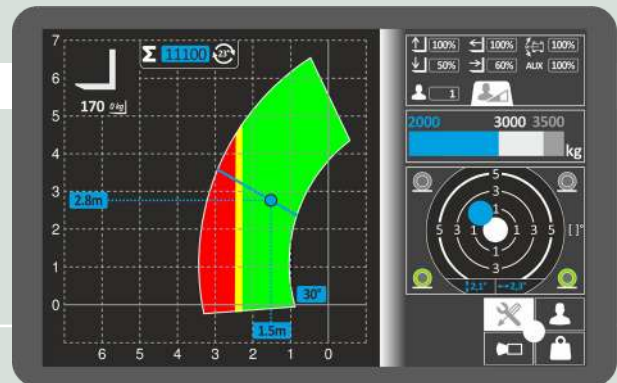
Adjustment can be made either in accordance with the Cartesian axes (maximum and minimum height and extension) or in accordance with the relative movements of the arm (maximum and minimum lift and extension).

This solution makes it possible to simplify and increase safety during repetitive work and in confined spaces, such as inside a warehouse.



MOVEMENT SPEED SETTING

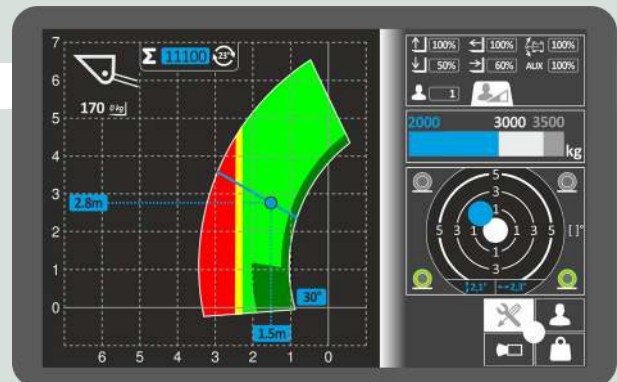
The ASCS system uses the display to customise the speed of individual movements of the telescopic boom and the attachments in use according to the needs of individual operators as well as the operations to be carried out. Up to nine different setups can be stored.



FREE ZONE

By equipping the machine with a shovel, which is recognised accordingly, the working free zone is automatically activated. A working area of up to 1 metre of reach and 10° of lift.

Within this area it is possible to operate without the control system blocking the movement of the implement in case of overload, facilitating digging operations and ensuring perfectly smooth movements.

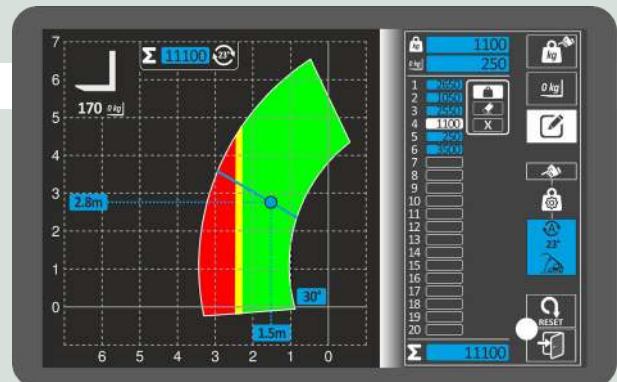


MEMORISING HANDLED LOADS

The ASCS display allows the reading of the load being handled, either manually or automatically, whenever the telescopic boom is raised beyond the degrees of inclination pre-set by the operator.

The average tolerance on the measured values is $\pm 5\%$ because these can vary depending on the dynamic conditions of the machine.

The system can store up to 1,000 different readings, displaying the total and the last 20 values.





PERFORMANCE



Merlo telehandlers are equipped with the latest generation of electronically controlled hydrostatic transmission, which, combined with the four-wheel drive that is always engaged, ensures:

- Excellent braking capacity when the accelerator is released
- High levels of power and torque to the wheels
- Unparalleled ease of use

To complete the transmission, models are equipped with a two-speed mechanical gearbox or MCVTronic continuously variable gearbox. These allow them to reach a maximum speed of 40 km/h, without compromising precision of movement, ensured by millimetric adjustment of any movements performed.

HYDRAULIC SYSTEM



These are the only models on the market equipped with two separate circuits for hydraulics and hydrostatics. The hydraulic circuit consists of a load sensing variable displacement pump combined with a flow-sharing electronically controlled hydraulic distributor for ease of use and up to three simultaneous movements without difficulty.

In order to increase versatility and performance, the machines can be equipped with continuous proportional oil delivery.


The hydraulic distributor is mounted to the rear of the frame to reduce vibrations and heat transfer to the cab. At the same time, it increases accessibility for maintenance.

ENGINES

These models feature engines with power ratings ranging from 136 to 143HP, which, in accordance with the original Merlo design concept, are installed in a longitudinal direction on the right side of the frame. This ensures maximum accessibility to the components during scheduled and/or extraordinary maintenance operations.




CVTRONIC



Merlo's continuously variable CVTronic smart transmission combines the advantages of hydrostatic transmissions with the same performance and yield as a traditional CVT system. Compared to a conventional hydrostatic transmission, the CVTronic provides:

- A 12% increase in torque
- Reduced consumption thanks to its excellent efficiency
- Ease of use, thanks to the elimination of gear changes.

RRM



A unique and patented solution. The hydraulic couplings developed and manufactured by Merlo ensure:

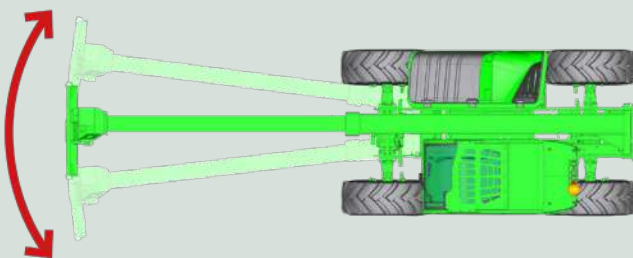
- Quick assembly and disassembly
- Increased tightness of connections
- Increased component service life
- No risk of line twisting.

AXLES AND BRAKES



The axles, manufactured in-house by the Merlo Group, are available in two versions: axles with epicyclic reducers, to maximise machine compactness, and axles with portal reducers, to increase ground clearance. Both versions are equipped with four downsized dry disc brakes to ensure high braking capacity and a high level of efficiency that minimises machine consumption. All bearings and bushings are designed to ensure a longer service life and reduce the need for maintenance.

BOOM SIDE-SHIFT



The system is built into the machine frame (TT models) and allows for the lateral movement of the telescopic boom to ensure precise load positioning, with no need for additional manoeuvring, thereby saving time, reducing stress, and improving the machine's productivity. The side-shift control is located on the joystick and is proportional to maximise efficiency.

★
UNIQUE
ON THE
MARKET
★

FAN DRIVE



The Fan Drive is a technology that allows you to change the engine fan's rotation direction from venting, which cools the radiators, to blowing, which cleans the radiators. It also eliminates dust and residues collected during the work phase, while maintaining the system's performance and efficiency unaltered. In addition, with Fan-drive technology, the fans will be able to change their rotation speed according to the temperature of the liquids, thus reducing the noise and power consumption of the cooling system.



COMFORT

Acoustic and thermal comfort has also been taken care of down to the smallest details, thanks to intensive research into the most innovative technical solutions and materials. In terms of environmental performance, the entry of dust into the passenger compartment is prevented thanks to the cab's ISO 10263-3 compliant pressurisation*

The Merlo cab is also an extremely comfortable and practical workplace, thanks to the following features:

- 1,010 mm of width and excellent roominess
- Large glass surface of 4.3 sq. m
- Vibration-damping Silent-blocks, which reduce noise and vibrations

The set-up is complete with a fabric seat with mechanical suspension. Optionally, the machine can be equipped with air-suspension, raised-back and heated seats.



NOTES:

* pressurisation level not approved for use of pesticides, work in hazardous environments, with asbestos, etc.

CAB



An unprecedented design guarantees maximum functionality and comfort; the information provided to the driver and the controls of the various systems and devices are grouped for optimal ergonomics. The reverse shuttle on the steering wheel is also present on the Joystick.

- 1 ASCS Display (OPT)
- 2 Capacitive joystick
- 3 Steering wheel and transmission controls
- 4 Transmission display
- 5 Pedal control unit
- 6 Accessory compartment and air conditioning controls

CAB ENTRY

Easy access to the cab is ensured by the 180° opening door, which maximises entry space, and the large distance between the upright and steering wheel. The side window, which is independent of the door body, can be locked in the open position to maximise air exchange, visibility and direct contact with those working outside near the machine.




AIR-CONDITIONING

Developed according to automotive standards, cutting the warm-up and cool-down times in half compared to a conventional air conditioning system. The intake opening is located on the side of the cab, away from any potential sources of dust and dirt. Inside there are 8 vents, three of which are dedicated to defrosting the windscreen, for optimal climate comfort.



BOOM SUSPENSIONS



The active boom suspension system (BSS) is available as an option, which protects the load during transfer and maintains a high level of driving comfort on rough terrain. The suspension is automatically deactivated at low speed (below 3 km/h), for boom maximum precision and power.

THE MERLO CARRIAGE



Merlo machines have a carriage that is designed to offer maximum performance in terms of excavation and protection of the main parts, all without compromising on lightness, which is essential for ensuring an exceptional lifting capacity. The maximum rotation greatly facilitates the loading and unloading of material with shovels. The Tac-lock device, which comes standard on all the models, guarantees maximum operating comfort by allowing the implements to be hydraulically locked directly from the cab.

SUSPENDED CAB



The models in this range can be fitted with the exclusive and patented Suspended Cab (CS). By equipping the machine with this unique solution, the cab is fitted with an active hydropneumatic suspension, which can be controlled directly by the operator with an electric switch. When the suspension is active, the total displacement of the passenger compartment is 110 mm (-60 mm / +50 mm); a condition that, at low frequencies, provides for a drastic reduction in vibrations and stresses inside the passenger compartment, thereby facilitating transport and work operations, even on uneven ground.

CAPACITIVE JOYSTICK



All telehandlers in this range are equipped with the innovative capacitive electronic joystick control. This instrument is able to detect the presence of the operator's hand by means of a capacitive type sensor, avoiding the use of a special physical control ("dead man" button) in order to enable the hydraulic movements of the machine. With the joystick it is possible to control all the main hydraulic movements of the machine and implements, with up to 4 independent hydraulic movements on the implement as standard.

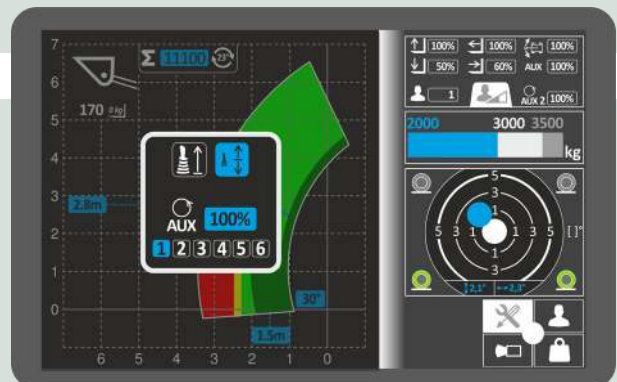
SPEED CONTROL



The models in the "medium capacity telehandler" range have been enhanced with the cruise control system called Speed Control. This tool allows the operator to select the desired transfer speed and, once Speed Control is activated, the machine will work to maintain a constant speed without the need for further intervention. Pressing the brake pedal or the direction selector will stop the machine.

CONTINUOUS DELIVERY

The machines can be optionally equipped with the system for regulating and delivering a constant flow of oil to the implements. This solution allows the oil flow to be precisely and specifically adjusted from 0 to maximum flow rate at each of the 4 auxiliary hydraulic outlets at the top of the boom.



REAR CAMERA



In combination with the 10.1" colour display of the ASCS system, it is possible to equip the machine with an automatically-operated rear camera, when the reverse gear control is engaged. Images from the rear of the telehandler are shown directly on the in-cab display.

The camera can also be activated manually from the ASCS menu.

LIGHTING



Merlo telehandlers are all fitted as standard with road lights and a rear plate lighting system. In addition, the Medium Capacity range is equipped, as standard, with additional front and rear lights mounted in the upper part of the cab. This solution allows an optimal view of the area in which work is being performed, even in limited light conditions. Finally, optional boom-mounted lights are available to illuminate the load at every stage of lifting.

WINDSCREEN WIPERS



The Merlo cab is equipped with three window cleaning wipers as standard. A front one, for cleaning the windscreen, which can be operated at two speeds depending on the volume of rain. An upper one for cleaning the glass roof and a rear one for cleaning the rear window.



EFFICIENCY

Merlo telehandlers are the most compact and lightweight models on the market. Excellent manoeuvrability is ensured by the 4-wheel steering system and the three steering modes, able to reduce manoeuvring times and space for decreased fuel consumption.

- Less manoeuvring space needed
- Greater productivity
- Reduced impact on the ground and fuel consumption

In order to ensure efficient management of the attachments, all the models feature a double-acting hydraulic service line and an electrical socket for machine-implement communication located at the top of the boom.



VISIBILITY



The improved visibility on the market ensures efficiency in movement and safety for customers, reducing stress for operators who perform numerous manoeuvres during the working day. A careful study of the positioning of the cab and boom, as well as a detailed bonnet design and a large glass surface, ensure fast, safe and precise operations.

THREE STEERING WAYS


This exclusive solution adopted on the axles guarantees the maximum steering angle to perform manoeuvres in tight spaces.



front wheel steering



pivot steering



crab steering

TOWING

In order to maximise the efficiency and versatility of these models, it is possible to homologate the machine as an agricultural tractor, allowing it to tow trailers on public roads. Different trailer hooking and braking solutions are available to suit different customer requirements.

Similarly, solutions are available for the power supply of the towed component. The maximum limit is 24 tonnes, depending on the range or hook and brake solution adopted.



BATTERY SWITCH



As a standard feature, the telehandlers in this range come equipped with an electric and automatic battery switch to improve the efficiency and life of the batteries. Removing the key from the ignition switch starts the process of disconnecting the machine's electrical circuit. With the circuit off, simply insert the keys into the control panel again to reactivate the batteries.

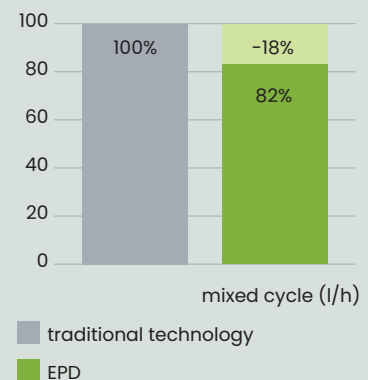
EPD AND AUTO-REVVING JOYSTICK


The exclusive and innovative EPD (Eco Power Drive) is a Merlo patented system for the electronic control and regulation of the engine and transmission. The EPD automatically controls and adjusts engine speed, hydrostatic pump flow rate and hydrostatic engine displacement according to operating conditions to maximise efficiency and reduce RPM, ensuring a reduction in fuel consumption of up to 18%, enabling savings of up to 3,300 €/year (the figure assumes an average use of 1,000 h/year and an average fuel price of 1.1 €/l). Finally, the EPD provides for the control of the engine speed proportionally to the use of the joystick (the greater

the inclination of the joystick, the greater the engine revolutions). This feature further optimises machine consumption, allowing idle speed to be maintained for longer while maximising responsiveness for material handling.

UNIQUE ON THE MARKET

DECREASED FUEL CONSUMPTION Merlo EPD technology





MEDIUM CAPACITY TELEHANDLER RANGE

The “Medium Capacity” telehandler range consists of models with lifting capacities between 3,300 kg and 4,200 kg, and lifting heights of up to 10 m. The strength of this range lies in its broad selection of products, which allows the customer to choose from among various exclusive technological options, like the suspended cab, the boom side-shift system and the continuously variable transmission, thus meeting all the end users' various operational needs.

The range consists of two different product lines:

- TF33.9 – TF35.7
- TF38.10 – TF42.7



• TF33.9 – TF35.7

Models with more compact dimensions. Equipped with axles fitted with epicyclic reducers, ensuring fast and precise work.

These models' most salient features include:

- 125 l/min hydraulics with Load Sensing and Flow Sharing technology
- EPD transmission with maximum speed of 40 km/h
- 100 kW/136 hp engine
- "CS" technology available



• TF38.10 – TF42.7

Models developed to offer greater telescopic performance.

The portal axles allow increasing the ground clearance, thus making the machine nimbler in off-road conditions. The cab is on a higher position in order to ensure that the operator has better visibility.

These models' most salient features include:


- 150 l/min hydraulics with Load Sensing and Flow Sharing technology
- EPD transmission with maximum speed of 40 km/h
- 105 kW/143 hp engine
- "CS", "TT" and MCVTronic technologies available.



ATTACHMENTS

The attachments, which are designed and manufactured at the Merlo Group facilities, are the real operational tools used by Merlo telehandlers, and are designed to bring out the machines' performance and versatility in different operational situations.

The patented recognition of the attachments and the effective Tac-lock hydraulic locking system allow for quick tool changes to be performed, with the operating parameters being configured automatically for maximum safety.



SERVICE & PARTS

Whoever buys a Merlo machine chooses a product that meets the highest standards of quality, reliability and innovation. The customer can count on first-rate support and maintenance services offered by the Merlo Service network, and original spare parts subjected to continuous and rigorous quality controls.

Careful and periodic maintenance, combined with the use of original spare parts, will help your telehandler maintain its performance levels over time.

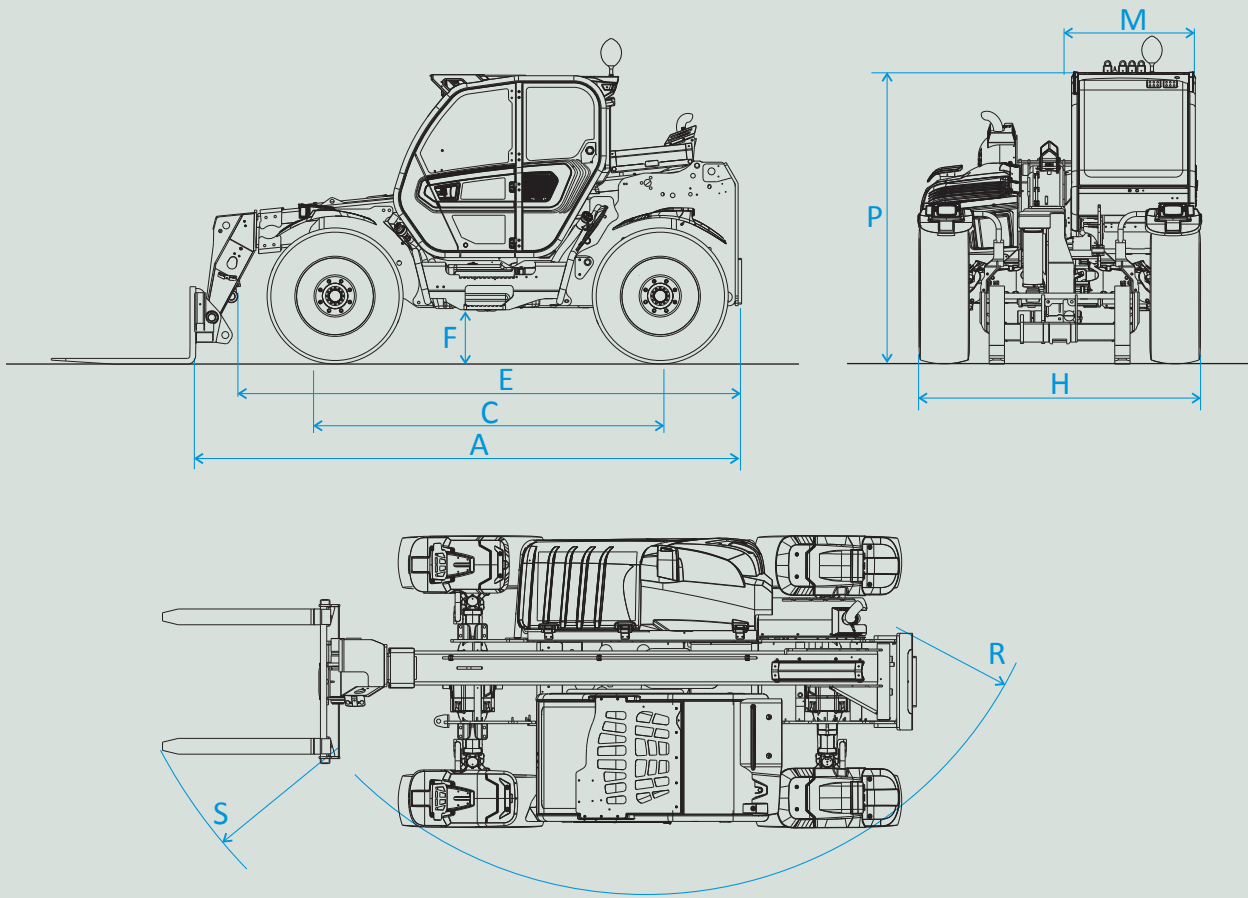


MERLOMOBILITY

The Merlo telehandler range offers exclusive technology, making their telehandlers even smarter and more connected.

The MerloMobility 4.0 connectivity system allows the customer to make use of all the information collected by the machines and transferred to the dedicated portal. Merlo Mobility is a flexible tool that allows the user to optimise the operational monitoring of their machines used in various sectors. The MerloMobility system is available as an option on all other Merlo models.

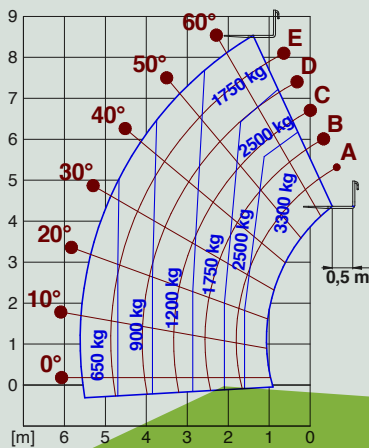
Technical characteristics



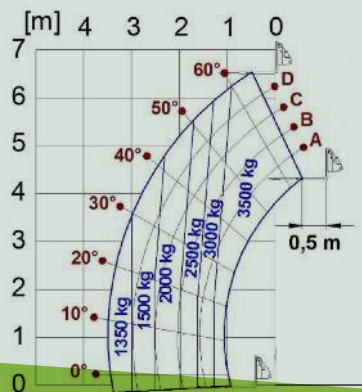
	Dimensions	A	C	E	F	H	M	P	R	S
TF33.9-140	mm	4330	2740	3910	380	2250	1010	2240	4095	4740
TF33.9CS-140	mm	4330	2740	3910	380	2250	1010	2300	4095	4740
TF35.7-140	mm	4310	2740	3910	380	2250	1010	2240	4095	4740
TF35.7CS-140	mm	4310	2740	3910	380	2250	1010	2300	4095	4740
TF38.10-145	mm	4760	2810	4104	460	2310	1010	2530	3985	4800
TF38.10CS-145	mm	4760	2810	4104	460	2310	1010	2530	3985	4800
TF38.10CS-145-CVTRONIC	mm	4760	2810	4104	460	2310	1010	2530	3985	4800
TF38.10TT-145	mm	4760	2810	4104	460	2310	1010	2530	3985	4800
TF38.10TTCS-145	mm	4760	2810	4104	460	2310	1010	2530	3985	4800
TF38.10TT-CS-145-CVTRONIC	mm	4760	2810	4104	460	2310	1010	2530	3985	4800
TF42.7-145	mm	4730	2810	4104	460	2310	1010	2530	3985	4800
TF42.7CS-145	mm	4730	2810	4104	460	2310	1010	2530	3985	4800
TF42.7CS-145-CVTRONIC	mm	4730	2810	4104	460	2310	1010	2530	3985	4800
TF42.7TT-145	mm	4730	2810	4104	460	2310	1010	2530	3985	4800
TF42.7TT-CS-145	mm	4730	2810	4104	460	2310	1010	2530	3985	4800
TF42.7TT-CS-145-CVTRONIC	mm	4730	2810	4104	460	2310	1010	2530	3985	4800

Model	TF33.9-140	TF33.9CS-140	TF35.7-140	TF35.7CS-140	TF38.10-145	TF38.10CS-145	TF38.10CS-145-CVTRONIC
Performance							
Unladen weight (kg)	7300	7450	6800	6950	8300	8500	8500
Maximum load capacity (kg)	3300	3300	3500	3500	3800	3800	3800
Lift height (m)	8.6	8.6	6.6	6.6	9.5	9.5	9.5
Maximum reach (m)	5.7	5.7	3.5	3.5	6.6	6.6	6.6
Boom side-shift (mm)	-	-	-	-	-	-	-
Frame levelling (%)	-	-	-	-	-	-	-
Powertrain							
Engine	Deutz TCD3.6	Deutz TCD3.6	Deutz TCD3.6	Deutz TCD3.6	Deutz TCD3.6	Deutz TCD3.6	Deutz TCD3.6
Range / cylinders	3600/4	3600/4	3600/4	3600/4	3600/4	3600/4	3600/4
Engine power (kW/HP)	100/136	100/136	100/136	100/136	105/143	105/143	105/143
Anti-pollution technology	Stage V DOC + SCR + DPF	Stage V DOC + SCR + DPF	Stage V DOC + SCR + DPF	Stage V DOC + SCR + DPF	Stage V DOC + SCR + DPF	Stage V DOC + SCR + DPF	Stage V DOC + SCR + DPF
Reversible fan	YES	YES	YES	YES	YES	YES	YES
Maximum speed (km/h)	40	40	40	40	40	40	40
Fuel tank capacity (l)	85	85	85	85	140	140	140
Adblue tank capacity (l)	12	12	12	12	18	18	18
Hydrostatic transmission	2 Speed	2 Speed	2 Speed	2 Speed	2 Speed	2 Speed	CVTronic
EPD	Top	Top	Top	Top	Top	Top	Top
Reducers	Epicyclic	Epicyclic	Epicyclic	Epicyclic	Portal	Portal	Portal
Brakes	Dry discs	Dry discs	Dry discs	Dry discs	Dry discs	Dry discs	Dry discs
Hydraulic system							
Hydraulic pump	LS + FS	LS + FS	LS + FS	LS + FS	LS + FS	LS + FS	LS + FS
Delivery/pressure (l/min-bar)	125-210	125-210	125-210	125-210	150-250	150-250	150-250
Hydraulic oil tank capacity (l)	85	85	85	85	100	100	100
Cab							
Cab finishing	SUPERIOR	SUPERIOR	SUPERIOR	SUPERIOR	SUPERIOR	SUPERIOR	SUPERIOR
ASCS	Light	Light	Light	Light	Full	Full	Full
FOPS II - ROPS	YES	YES	YES	YES	YES	YES	YES
Joystick	Electronic	Electronic	Electronic	Electronic	Electronic	Electronic	Electronic
Configuration							
Cab suspension	NO	YES	NO	YES	NO	YES	YES
Work lights on cab LED	YES	YES	YES	YES	YES	YES	YES
Tac-lock	YES	YES	YES	YES	YES	YES	YES
Standard tyres	405/70-24	405/70-24	405/70-24	405/70-24	400/70-24	400/70-24	400/70-24

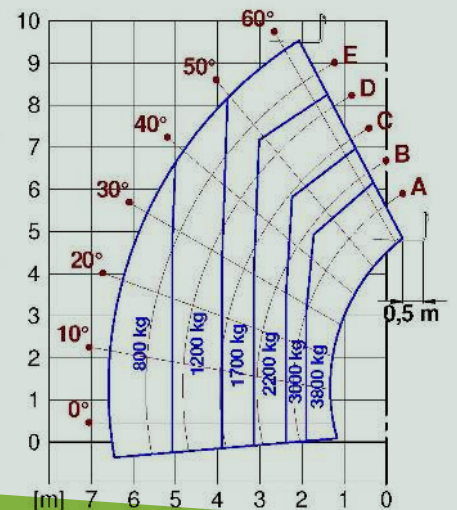
TF33.9



TF35.7



TF38.10



	TF38.10TT-145	TF38.10TT CS-145	TF38.10TT CS 145-CVTRONIC	TF42.7-145	TF42.7CS-145	TF42.7CS-145 CVTRONIC	TF42.7TT-145	TF42.7TT CS-145	TF42.7TT CS 145-CVTRONIC
--	---------------	------------------	---------------------------	------------	--------------	-----------------------	--------------	-----------------	--------------------------

	8500	8800	8800	7800	8000	8000	8000	8200	8200
	3800	3800	3800	4200	4200	4200	4200	4200	4200
	9.7	9.7	9.7	7	7	7	7.2	7.2	7.2
	6.6	6.6	6.6	3.8	3.8	3.8	3.8	3.8	3.8
	+/- 180	+/- 180	+/- 180	-	-	-	+/- 150	+/- 150	+/- 150
	+/- 8	+/- 8	+/- 8	-	-	-	+/- 8	+/- 8	+/- 8

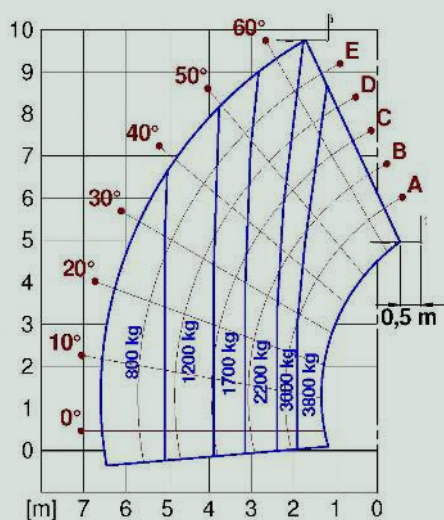
	Deutz TCD3.6	Deutz TCD3.6	Deutz TCD3.6	Deutz TCD3.6	Deutz TCD3.6	Deutz TCD3.6	Deutz TCD3.6	Deutz TCD3.6	Deutz TCD3.6
	3600/4	3600/4	3600/4	3600/4	3600/4	3600/4	3600/4	3600/4	3600/4
	105/143	105/143	105/143	105/143	105/143	105/143	105/143	105/143	105/143
	Stage V DOC + SCR + DPF	Stage V DOC + SCR + DPF	Stage V DOC + SCR + DPF	Stage V DOC + SCR + DPF	Stage V DOC + SCR + DPF	Stage V DOC + SCR + DPF	Stage V DOC + SCR + DPF	Stage V DOC + SCR + DPF	Stage V DOC + SCR + DPF
	YES	YES	YES	YES	YES	YES	YES	YES	YES
	40	40	40	40	40	40	40	40	40
	140	140	140	140	140	140	140	140	140
	18	18	18	18	18	18	18	18	18
	2 Speed	2 Speed	CVTronic	2 Speed	2 Speed	CVTronic	2 Speed	2 Speed	CVTronic
	Top	Top	Top	Top	Top	Top	Top	Top	Top
	Portal	Portal	Portal	Portal	Portal	Portal	Portal	Portal	Portal
	Dry discs	Dry discs	Dry discs	Dry discs	Dry discs	Dry discs	Dry discs	Dry discs	Dry discs

	LS + FS	LS + FS	LS + FS	LS + FS	LS + FS	LS + FS	LS + FS	LS + FS	LS + FS
	150-250	150-250	150-250	150-250	150-250	150-250	150-250	150-250	150-250
	100	100	100	100	100	100	100	100	100

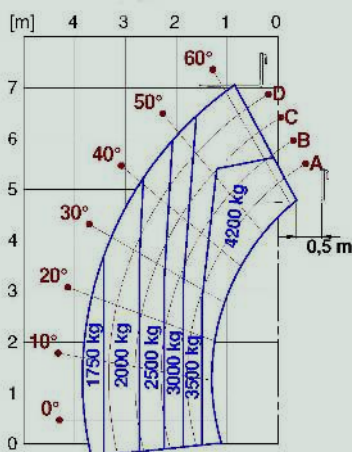
	SUPERIOR	SUPERIOR	SUPERIOR	SUPERIOR	SUPERIOR	SUPERIOR	SUPERIOR	SUPERIOR	SUPERIOR
	Full	Full	Full	Full	Full	Full	Full	Full	Full
	YES	YES	YES	YES	YES	YES	YES	YES	YES
	Electronic	Electronic	Electronic	Electronic	Electronic	Electronic	Electronic	Electronic	Electronic

	NO	YES	YES	NO	YES	YES	NO	YES	YES
	YES	YES	YES	YES	YES	YES	YES	YES	YES
	YES	YES	YES	YES	YES	YES	YES	YES	YES
	400/70-24	400/70-24	400/70-24	400/70-24	400/70-24	400/70-24	400/70-24	400/70-24	400/70-24

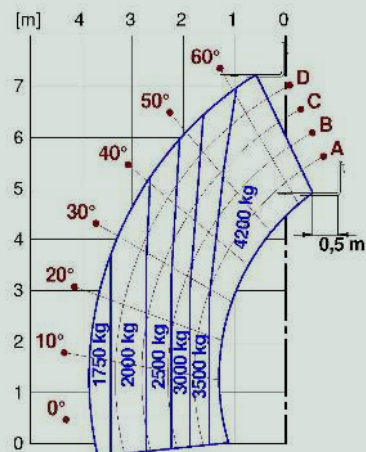
TF38.10TT



TF42.7



TF42.7TT





MERLO S.P.A.

Via Nazionale, 9 - 12010 S. Defendente di Cervasca - Cuneo - Italia

Tel. +39 0171 614111 - Fax +39 0171 684101

www.merlo.com - info@merlo.com

Your Merlo dealer

Data, characteristics and illustrations contained in this document are indicative and not binding.
Merlo Spa pursues a policy of continuous research and development; therefore, our products may have different characteristics from those described or may undergo changes without any prior notice.
The products shown may include optional equipment.